


Tiger Mono-facial All Black 360-380 Watt

Tiling Ribbon (TR) Technology

Positive power tolerance of 0~+3%

ISO9001:2015, ISO14001:2015, ISO45001:2018 certified factory

IEC61215, IEC61730 certified product



KEY FEATURES



TR technology + Half Cell

TR technology with Half cell aims to eliminate the cell gap to increase module efficiency (mono-facial up to 19.91%)



9BB instead of 5BB

9BB technology decreases the distance between bus bars and finger grid line which is benefit to power increase.



Higher lifetime Power Yield

2.5% first year degradation,
0.6% linear degradation



Best Warranty

12 year product warranty,
25 year linear power warranty



Avoid debris, cracks and broken gate risk effectively

9BB technology using circular ribbon that could avoid debris, cracks and broken gate risk effectively



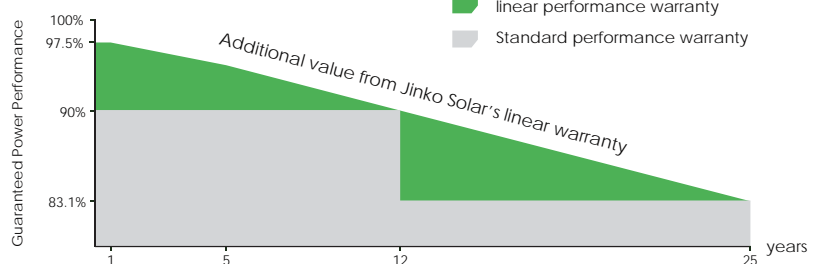
Severe Weather Resilience

Certified to withstand: wind load (2400 Pascal) and snow load (5400 Pascal).




LINEAR PERFORMANCE WARRANTY

12 Year Product Warranty 25 Year Linear Power Warranty
0.6% Annual Degradation Over 25 years



Engineering Drawings

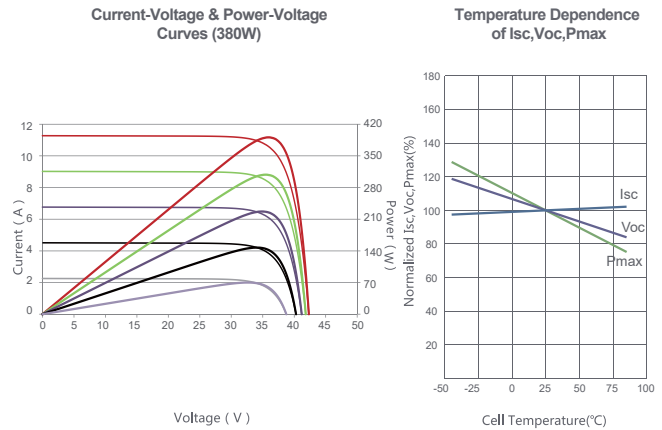


Packaging Configuration

(Two pallets = One stack)

35pcs/pallets, 70pcs/stack, 840pcs/ 40'HQ Container

Electrical Performance & Temperature Dependence



Mechanical Characteristics

| | |
|---------------|---|
| Cell Type | P type Mono-crystalline |
| No. of cells | 132 (2×66) |
| Dimensions | 1855×1029×30mm (73.03×40.51×1.18 inch) |
| Weight | 20.8 kg (45.86 lbs) |
| Front Glass | 3.2mm, Anti-Reflection Coating, High Transmission, Low Iron, Tempered Glass |
| Frame | Anodized Aluminium Alloy |
| Junction Box | IP67 Rated |
| Output Cables | TUV 1×4.0mm ² (+): 290mm, (-): 145 mm or Customized Length |

SPECIFICATIONS

| Module Type | JKM360M-6RL3-B | | JKM365M-6RL3-B | | JKM370M-6RL3-B | | JKM375M-6RL3-B | | JKM380M-6RL3-B | |
|---|----------------|--------|----------------|--------|----------------|--------|----------------|--------|----------------|--------|
| | STC | NOCT | STC | NOCT | STC | NOCT | STC | NOCT | STC | NOCT |
| Maximum Power (Pmax) | 360Wp | 268Wp | 365Wp | 272Wp | 370Wp | 275Wp | 375Wp | 279Wp | 380Wp | 283Wp |
| Maximum Power Voltage (Vmp) | 36.51V | 33.27V | 36.61V | 33.36V | 36.71V | 33.49V | 36.80V | 33.57V | 36.90V | 33.70V |
| Maximum Power Current (Imp) | 9.86A | 8.05A | 9.97A | 8.14A | 10.08A | 8.22A | 10.19A | 8.31A | 10.30A | 8.39A |
| Open-circuit Voltage (Voc) | 43.82V | 41.36V | 43.92V | 41.45V | 44.02V | 41.55V | 44.12V | 41.64V | 44.22V | 41.74V |
| Short-circuit Current (Isc) | 10.68A | 8.63A | 10.79A | 8.71A | 10.90A | 8.80A | 11.01A | 8.89A | 11.12A | 8.98A |
| Module Efficiency STC (%) | 18.86% | | 19.12% | | 19.38% | | 19.65% | | 19.91% | |
| Operating Temperature(°C) | -40°C~+85°C | | | | | | | | | |
| Maximum system voltage | 1000VDC (IEC) | | | | | | | | | |
| Maximum series fuse rating | 20A | | | | | | | | | |
| Power tolerance | 0~+3% | | | | | | | | | |
| Temperature coefficients of Pmax | -0.35%/°C | | | | | | | | | |
| Temperature coefficients of Voc | -0.28%/°C | | | | | | | | | |
| Temperature coefficients of Isc | 0.048%/°C | | | | | | | | | |
| Nominal operating cell temperature (NOCT) | 45±2°C | | | | | | | | | |

* STC: Irradiance 1000W/m² Cell Temperature 25°C

AM=1.5

NOCT: Irradiance 800W/m² Ambient Temperature 20°C

AM=1.5

Wind Speed 1m/s

* Power measurement tolerance: ± 3%